



Caledonian

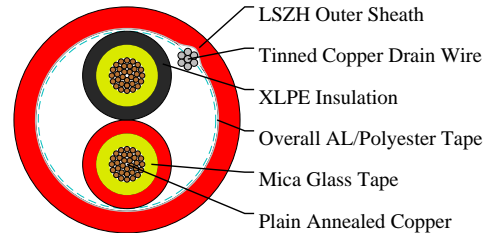

Airport Cables

www.caledonian-cables.com

marketing@caledonian-cables.com

BMS (Building Management System) Analog Signal Cable

FFX200 05mROZ1-F 2G1.0 (CU/MGT+XLPE/OSCR/LSZH 2×1.0mmsq 300/500V class 5)



APPLICATIONS

The cables are multicore stranded flexible cables sheathed with thermoplastic LSZH compound. The cables have the ability to restrict the propagation of the flame in the event of a fire. This is especially important to slow down the spreading of the fire as the cables may pass from one area to another within a building. Applications can be found in control and power circuits, power stations, underground tunnels, lifts, escalators, and high-rise buildings.

FIRE PERFORMANCE

Basic design	BS 7629-1
Halogen Free	IEC 60754-1
No corrosive gas emission	IEC 60754-2
Minimum Smoke Emission	IEC 61034/1/2
Reduced Fire Propagation	IEC 60332-3C / NF C 32-070-2.2 (C1)
Flame Retardance	IEC 60332-1 / NF C 32-070-2.1 (C2)
Fire Resistance	IEC 60331 / NF C 32070-2.3(CR1)

VOLTAGE RATING

300/500V

CABLE CONSTRUCTION

Conductor: Plain annealed copper wire, stranded according to IEC(EN) 60228 class 5.

Insulation: Mica glass tape covered by extruded cross-linked XLPE compound.

Cable elements: Insulated cores are twisted to form pairs.

Cabling: Pairs are cabled together.

Overall screen: Aluminum/polyester tape with copper drain wire.

Outer sheath: Thermoplastic LSZH compound.

COLOUR CODE

Insulation Colour: According to IEC 60189-2 (other colour code on request).

Sheath Colour: Colour red (other colours on request).

PHYSICAL AND THERMAL PROPERTIES



Caledonian

Airport Cables

www.caledonian-cables.com

marketing@caledonian-cables.com

Temperature range during operation (fixed state): -30°C – +90°C

Temperature range during installation (mobile state): -20°C – +50°C

Minimum bending radius: 8 × Overall Diameter

Electrical Properties

Dielectric test: 2000 V r.m.s. x 5' (core/core)

Insulation resistance: 1000 MΩ x km (at 20°C)

Short circuit temperature: 250°C

DIMENSION AND PARAMETERS

No. of Cores	Nominal Cross-sectional Area	No./Nominal Diameter of Strands	Nominal Insulation Thickness	Nominal Sheath Thickness	Nom. Overall Diameter	Approx. Weight
	mm ²	no./mm	mm	mm	mm	kg/km
2	1	32/0.2	0.6	0.8	7.2	64




BS 7629-1



Fire Resistant
IEC 60331-21



Flame Retardant
NF C32-070-2, IEC2
IEC60332-1-2/EN50265-2-1



Halogen Free
IEC 60754-1



Low Corrosivity
IEC60754-2/EN50267-2-2/3
NF C32-074/NF C20-453



Low Smoke Emission
IEC 61034-2 / EN 50268-2
NF C32-073/NF C 20-962



Reduced Fire Propagation
NF C32-070-2.2(C1)
IEC60332-3-24/EN50266-2-4